





defunc DUO

Synchronisation of Defunc DUO

In case of synchronisation failure between the two speakers, please do the following:

- 1) Switch Bluetooth off on your mobile or other device.
- 2) Switch both speakers off by pressing the  button for at least 5 seconds, then switch the speakers on again by pressing the same button.
- 3) When both speakers are active, press the  button on both speakers quickly. The  button and the Bluetooth button will now start blinking on both speakers.
- 4) After max 45 seconds, the speakers will be synchronised again. All buttons will stop blinking on one of the speakers and the Bluetooth symbol will be blinking on the other one.
- 5) The speakers are now ready to be used. Switch Bluetooth on and pair the speakers with your phone or other device.

Next time you switch the speakers on, they will auto connect after 7-8 seconds. Therefore, only press the  button if you get problems synchronising the speakers again.

Do you still need help? Contact us by sending an email to info@defunc.com and we'll get back to you.

